

ЗАДАНИЕ 4

Сравнить две фотографии на основе предложенного плана. Время на подготовку — 1,5 минуты.

Task 4.1 Study the two photographs. In 1.5 minutes be ready to compare and contrast the photographs:

- give a brief description of the photos (action, location)
- say what the pictures have in common
- say in what way the pictures are different
- say which picture you'd prefer
- explain why

You will speak for not more than 2 minutes (12–15 sentences). You have to talk continuously.



Task 4.2 Study the two photographs. In 1.5 minutes be ready to compare and contrast the photographs:

- give a brief description of the photos (action, location)
- say what the pictures have in common
- say in what way the pictures are different
- say which picture you'd prefer
- explain why

You will speak for not more than 2 minutes (12–15 sentences). You have to talk continuously.



Task 4.3 Study the two photographs. In 1.5 minutes be ready to compare and contrast the photographs:

- give a brief description of the photos (action, location)
- say what the pictures have in common
- say in what way the pictures are different
- say which picture you'd prefer
- explain why


You will speak for not more than 2 minutes (12–15 sentences). You have to talk continuously.



Task 4.4 Study the two photographs. In 1.5 minutes be ready to compare and contrast the photographs:

- give a brief description of the photos (action, location)
- say what the pictures have in common
- say in what way the pictures are different
- say which picture you'd prefer
- explain why

You will speak for not more than 2 minutes (12–15 sentences). You have to talk continuously.



Task 4.5 Study the two photographs. In 1.5 minutes be ready to compare and contrast the photographs:

- give a brief description of the photos (action, location)
- say what the pictures have in common
- say in what way the pictures are different
- say which picture you'd prefer
- explain why


You will speak for not more than 2 minutes (12–15 sentences). You have to talk continuously.



Task 4.6 Study the two photographs. In 1.5 minutes be ready to compare and contrast the photographs:

- give a brief description of the photos (action, location)
- say what the pictures have in common
- say in what way the pictures are different
- say which picture you'd prefer
- explain why


You will speak for not more than 2 minutes (12–15 sentences). You have to talk continuously.



Task 4.7 Study the two photographs. In 1.5 minutes be ready to compare and contrast the photographs:

- give a brief description of the photos (action, location)
- say what the pictures have in common
- say in what way the pictures are different
- say which picture you'd prefer
- explain why

You will speak for not more than 2 minutes (12–15 sentences). You have to talk continuously.



Task 4.8 Study the two photographs. In 1.5 minutes be ready to compare and contrast the photographs:

- give a brief description of the photos (action, location)
- say what the pictures have in common
- say in what way the pictures are different
- say which picture you'd prefer
- explain why

You will speak for not more than 2 minutes (12–15 sentences). You have to talk continuously.



Task 4.9 Study the two photographs. In 1.5 minutes be ready to compare and contrast the photographs:

- give a brief description of the photos (action, location)
- say what the pictures have in common
- say in what way the pictures are different
- say which picture you'd prefer
- explain why

You will speak for not more than 2 minutes (12–15 sentences). You have to talk continuously.



Task 4.10 Study the two photographs. In 1.5 minutes be ready to compare and contrast the photographs:

- give a brief description of the photos (action, location)
- say what the pictures have in common
- say in what way the pictures are different
- say which picture you'd prefer
- explain why

You will speak for not more than 2 minutes (12–15 sentences). You have to talk continuously.



Task 4.11 Study the two photographs. In 1.5 minutes be ready to compare and contrast the photographs:

- give a brief description of the photos (action, location)
- say what the pictures have in common
- say in what way the pictures are different
- say which picture you'd prefer
- explain why

You will speak for not more than 2 minutes (12–15 sentences). You have to talk continuously.



Task 4.12 Study the two photographs. In 1.5 minutes be ready to compare and contrast the photographs:

- give a brief description of the photos (action, location)
- say what the pictures have in common
- say in what way the pictures are different
- say which picture you'd prefer
- explain why

You will speak for not more than 2 minutes (12–15 sentences). You have to talk continuously.



Task 4.13 Study the two photographs. In 1.5 minutes be ready to compare and contrast the photographs:

- give a brief description of the photos (action, location)
- say what the pictures have in common
- say in what way the pictures are different
- say which picture you'd prefer
- explain why

You will speak for not more than 2 minutes (12–15 sentences). You have to talk continuously.



Task 4.14 Study the two photographs. In 1.5 minutes be ready to compare and contrast the photographs:

- give a brief description of the photos (action, location)
- say what the pictures have in common
- say in what way the pictures are different
- say which picture you'd prefer
- explain why


You will speak for not more than 2 minutes (12–15 sentences). You have to talk continuously.



Task 4.15 Study the two photographs. In 1.5 minutes be ready to compare and contrast the photographs:

- give a brief description of the photos (action, location)
- say what the pictures have in common
- say in what way the pictures are different
- say which picture you'd prefer
- explain why


You will speak for not more than 2 minutes (12–15 sentences). You have to talk continuously.



Task 4.16 Study the two photographs. In 1.5 minutes be ready to compare and contrast the photographs:

- give a brief description of the photos (action, location)
- say what the pictures have in common
- say in what way the pictures are different
- say which picture you'd prefer
- explain why

You will speak for not more than 2 minutes (12–15 sentences). You have to talk continuously.



Task 4.17 Study the two photographs. In 1.5 minutes be ready to compare and contrast the photographs:

- give a brief description of the photos (action, location)
- say what the pictures have in common
- say in what way the pictures are different
- say which picture you'd prefer
- explain why

You will speak for not more than 2 minutes (12–15 sentences). You have to talk continuously.



Task 4.18 Study the two photographs. In 1.5 minutes be ready to compare and contrast the photographs:

- give a brief description of the photos (action, location)
- say what the pictures have in common
- say in what way the pictures are different
- say which picture you'd prefer
- explain why

You will speak for not more than 2 minutes (12–15 sentences). You have to talk continuously.



Task 4.19 Study the two photographs. In 1.5 minutes be ready to compare and contrast the photographs:

- give a brief description of the photos (action, location)
- say what the pictures have in common
- say in what way the pictures are different
- say which picture you'd prefer
- explain why

You will speak for not more than 2 minutes (12–15 sentences). You have to talk continuously.



Task 4.20 Study the two photographs. In 1.5 minutes be ready to compare and contrast the photographs:

- give a brief description of the photos (action, location)
- say what the pictures have in common
- say in what way the pictures are different
- say which picture you'd prefer
- explain why



You will speak for not more than 2 minutes (12–15 sentences). You have to talk continuously.



Task 4.21 Study the two photographs. In 1.5 minutes be ready to compare and contrast the photographs:

- give a brief description of the photos (action, location)
- say what the pictures have in common
- say in what way the pictures are different
- say which picture you'd prefer
- explain why


You will speak for not more than 2 minutes (12–15 sentences). You have to talk continuously.



Task 4.22 Study the two photographs. In 1.5 minutes be ready to compare and contrast the photographs:

- give a brief description of the photos (action, location)
- say what the pictures have in common
- say in what way the pictures are different
- say which picture you'd prefer
- explain why

You will speak for not more than 2 minutes (12–15 sentences). You have to talk continuously.



Task 4.23 Study the two photographs. In 1.5 minutes be ready to compare and contrast the photographs:

- give a brief description of the photos (action, location)
- say what the pictures have in common
- say in what way the pictures are different
- say which picture you'd prefer
- explain why

You will speak for not more than 2 minutes (12–15 sentences). You have to talk continuously.



Task 4.24 Study the two photographs. In 1.5 minutes be ready to compare and contrast the photographs:

- give a brief description of the photos (action, location)
- say what the pictures have in common
- say in what way the pictures are different
- say which picture you'd prefer
- explain why

You will speak for not more than 2 minutes (12–15 sentences). You have to talk continuously.



Task 4.25 Study the two photographs. In 1.5 minutes be ready to compare and contrast the photographs:

- give a brief description of the photos (action, location)
- say what the pictures have in common
- say in what way the pictures are different
- say which picture you'd prefer
- explain why


You will speak for not more than 2 minutes (12–15 sentences). You have to talk continuously.



Task 4.26 Study the two photographs. In 1.5 minutes be ready to compare and contrast the photographs:

- give a brief description of the photos (action, location)
- say what the pictures have in common
- say in what way the pictures are different
- say which picture you'd prefer
- explain why

You will speak for not more than 2 minutes (12–15 sentences). You have to talk continuously.



Task 4.27 Study the two photographs. In 1.5 minutes be ready to compare and contrast the photographs:

- give a brief description of the photos (action, location)
- say what the pictures have in common
- say in what way the pictures are different
- say which picture you'd prefer
- explain why

You will speak for not more than 2 minutes (12–15 sentences). You have to talk continuously.



Task 4.28 Study the two photographs. In 1.5 minutes be ready to compare and contrast the photographs:

- give a brief description of the photos (action, location)
- say what the pictures have in common
- say in what way the pictures are different
- say which picture you'd prefer
- explain why

You will speak for not more than 2 minutes (12–15 sentences). You have to talk continuously.



Task 4.29 Study the two photographs. In 1.5 minutes be ready to compare and contrast the photographs:

- give a brief description of the photos (action, location)
- say what the pictures have in common
- say in what way the pictures are different
- say which picture you'd prefer
- explain why


You will speak for not more than 2 minutes (12–15 sentences). You have to talk continuously.



Task 4.30 Study the two photographs. In 1.5 minutes be ready to compare and contrast the photographs:

- give a brief description of the photos (action, location)
- say what the pictures have in common
- say in what way the pictures are different
- say which picture you'd prefer
- explain why

You will speak for not more than 2 minutes (12–15 sentences). You have to talk continuously.



Task 4.31 Study the two photographs. In 1.5 minutes be ready to compare and contrast the photographs:

- give a brief description of the photos (action, location)
- say what the pictures have in common
- say in what way the pictures are different
- say which picture you'd prefer
- explain why

You will speak for not more than 2 minutes (12–15 sentences). You have to talk continuously.



Task 4.32 Study the two photographs. In 1.5 minutes be ready to compare and contrast the photographs:

- give a brief description of the photos (action, location)
- say what the pictures have in common
- say in what way the pictures are different
- say which picture you'd prefer
- explain why

You will speak for not more than 2 minutes (12–15 sentences). You have to talk continuously.



Task 4.33 Study the two photographs. In 1.5 minutes be ready to compare and contrast the photographs:

- give a brief description of the photos (action, location)
- say what the pictures have in common
- say in what way the pictures are different
- say which picture you'd prefer
- explain why

You will speak for not more than 2 minutes (12–15 sentences). You have to talk continuously.



Task 4.34 Study the two photographs. In 1.5 minutes be ready to compare and contrast the photographs:

- give a brief description of the photos (action, location)
- say what the pictures have in common
- say in what way the pictures are different
- say which picture you'd prefer
- explain why

You will speak for not more than 2 minutes (12–15 sentences). You have to talk continuously.



Task 4.35 Study the two photographs. In 1.5 minutes be ready to compare and contrast the photographs:

- give a brief description of the photos (action, location)
- say what the pictures have in common
- say in what way the pictures are different
- say which picture you'd prefer
- explain why

You will speak for not more than 2 minutes (12–15 sentences). You have to talk continuously.



Task 4.36 Study the two photographs. In 1.5 minutes be ready to compare and contrast the photographs:

- give a brief description of the photos (action, location)
- say what the pictures have in common
- say in what way the pictures are different
- say which picture you'd prefer
- explain why

You will speak for not more than 2 minutes (12–15 sentences). You have to talk continuously.



Task 4.37 Study the two photographs. In 1.5 minutes be ready to compare and contrast the photographs:

- give a brief description of the photos (action, location)
- say what the pictures have in common
- say in what way the pictures are different
- say which picture you'd prefer
- explain why

You will speak for not more than 2 minutes (12–15 sentences). You have to talk continuously.



Task 4.38 Study the two photographs. In 1.5 minutes be ready to compare and contrast the photographs:

- give a brief description of the photos (action, location)
- say what the pictures have in common
- say in what way the pictures are different
- say which picture you'd prefer
- explain why

You will speak for not more than 2 minutes (12–15 sentences). You have to talk continuously.



Task 4.39 Study the two photographs. In 1.5 minutes be ready to compare and contrast the photographs:

- give a brief description of the photos (action, location)
- say what the pictures have in common
- say in what way the pictures are different
- say which picture you'd prefer
- explain why

You will speak for not more than 2 minutes (12–15 sentences). You have to talk continuously.



Task 4.40 Study the two photographs. In 1.5 minutes be ready to compare and contrast the photographs:

- give a brief description of the photos (action, location)
- say what the pictures have in common
- say in what way the pictures are different
- say which picture you'd prefer
- explain why

You will speak for not more than 2 minutes (12–15 sentences). You have to talk continuously.

