

### ЗАДАНИЕ 3

Выбрать одну из трех фотографий и описать ее на основе плана. Время на подготовку — 1,5 минуты.

**Task 3.1** Imagine that these are photos from your photo album. Choose one photo to present to your friend. You will have to start speaking in 1.5 minutes and will speak for not more than 2 minutes (12–15 sentences). In your talk remember to speak about:

- where and when the photo was taken
- what/who is in the photo
- what is happening
- why you keep the photo in your album
- why you decided to show the picture to your friend

You have to talk continuously, starting with: "I've chosen photo number..."



**Task 3.2** Imagine that these are photos from your photo album. Choose one photo to present to your friend. You will have to start speaking in 1.5 minutes and will speak for not more than 2 minutes (12–15 sentences). In your talk remember to speak about:

- where and when the photo was taken
- what/who is in the photo
- what is happening
- why you keep the photo in your album
- why you decided to show the picture to your friend

You have to talk continuously, starting with: "I've chosen photo number..."

**Task 3.3**

Imagine that these are photos from your photo album. Choose one photo to present to your friend. You will have to start speaking in 1.5 minutes and will speak for not more than 2 minutes (12–15 sentences). In your talk remember to speak about:

- where and when the photo was taken
- what/who is in the photo
- what is happening
- why you keep the photo in your album
- why you decided to show the picture to your friend

You have to talk continuously, starting with: "I've chosen photo number..."



**Task 3.4** Imagine that these are photos from your photo album. Choose one photo to present to your friend. You will have to start speaking in 1.5 minutes and will speak for not more than 2 minutes (12–15 sentences). In your talk remember to speak about:

- where and when the photo was taken
- what/who is in the photo
- what is happening
- why you keep the photo in your album
- why you decided to show the picture to your friend

You have to talk continuously, starting with: "I've chosen photo number..."



**Task 3.5** Imagine that these are photos from your photo album. Choose one photo to present to your friend. You will have to start speaking in 1.5 minutes and will speak for not more than 2 minutes (12–15 sentences). In your talk remember to speak about:

- where and when the photo was taken
- what/who is in the photo
- what is happening
- why you keep the photo in your album
- why you decided to show the picture to your friend


You have to talk continuously, starting with: "I've chosen photo number..."



**Task 3.6** Imagine that these are photos from your photo album. Choose one photo to present to your friend. You will have to start speaking in 1.5 minutes and will speak for not more than 2 minutes (12–15 sentences). In your talk remember to speak about:

- where and when the photo was taken
- what/who is in the photo
- what is happening
- why you keep the photo in your album
- why you decided to show the picture to your friend

You have to talk continuously, starting with: "I've chosen photo number..."



**Task 3.7** Imagine that these are photos from your photo album. Choose one photo to present to your friend. You will have to start speaking in 1.5 minutes and will speak for not more than 2 minutes (12–15 sentences). In your talk remember to speak about:

- where and when the photo was taken
- what/who is in the photo
- what is happening
- why you keep the photo in your album
- why you decided to show the picture to your friend



You have to talk continuously, starting with: "I've chosen photo number..."



**Task 3.8** Imagine that these are photos from your photo album. Choose one photo to present to your friend. You will have to start speaking in 1.5 minutes and will speak for not more than 2 minutes (12–15 sentences). In your talk remember to speak about:

- where and when the photo was taken
- what/who is in the photo
- what is happening
- why you keep the photo in your album
- why you decided to show the picture to your friend

You have to talk continuously, starting with: "I've chosen photo number..."

**Task 3.9**

Imagine that these are photos from your photo album. Choose one photo to present to your friend. You will have to start speaking in 1.5 minutes and will speak for not more than 2 minutes (12–15 sentences). In your talk remember to speak about:

- where and when the photo was taken
- what/who is in the photo
- what is happening
- why you keep the photo in your album
- why you decided to show the picture to your friend

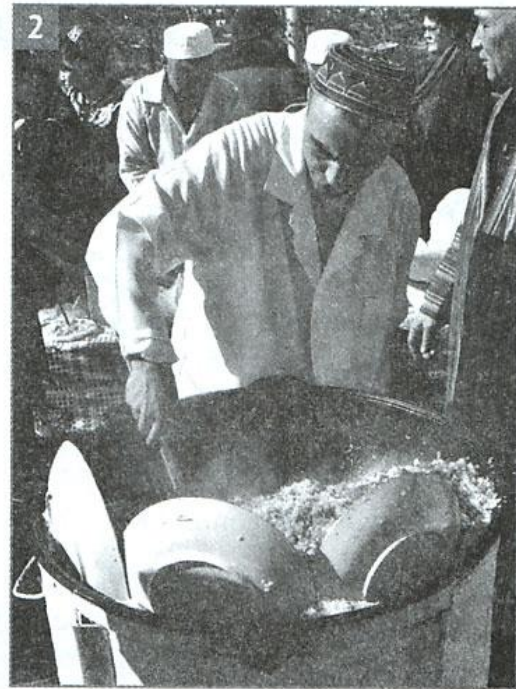
You have to talk continuously, starting with: "I've chosen photo number..."



**Task 3.10** Imagine that these are photos from your photo album. Choose one photo to present to your friend. You will have to start speaking in 1.5 minutes and will speak for not more than 2 minutes (12–15 sentences). In your talk remember to speak about:

- where and when the photo was taken
- what/who is in the photo
- what is happening
- why you keep the photo in your album
- why you decided to show the picture to your friend


You have to talk continuously, starting with: "I've chosen photo number..."



**Task 3.11** Imagine that these are photos from your photo album. Choose one photo to present to your friend. You will have to start speaking in 1.5 minutes and will speak for not more than 2 minutes (12–15 sentences). In your talk remember to speak about:

- where and when the photo was taken
- what/who is in the photo
- what is happening
- why you keep the photo in your album
- why you decided to show the picture to your friend


You have to talk continuously, starting with: "I've chosen photo number..."



**Task 3.12** Imagine that these are photos from your photo album. Choose one photo to present to your friend. You will have to start speaking in 1.5 minutes and will speak for not more than 2 minutes (12–15 sentences). In your talk remember to speak about:

- where and when the photo was taken
- what/who is in the photo
- what is happening
- why you keep the photo in your album
- why you decided to show the picture to your friend

You have to talk continuously, starting with: "I've chosen photo number..."






**Task 3.13** Imagine that these are photos from your photo album. Choose one photo to present to your friend. You will have to start speaking in 1.5 minutes and will speak for not more than 2 minutes (12–15 sentences). In your talk remember to speak about:

- where and when the photo was taken
- what/who is in the photo
- what is happening
- why you keep the photo in your album
- why you decided to show the picture to your friend



You have to talk continuously, starting with: "I've chosen photo number..."



**Task 3.14** Imagine that these are photos from your photo album. Choose one photo to present to your friend. You will have to start speaking in 1.5 minutes and will speak for not more than 2 minutes (12–15 sentences). In your talk remember to speak about:

- where and when the photo was taken
- what/who is in the photo
- what is happening
- why you keep the photo in your album
- why you decided to show the picture to your friend


You have to talk continuously, starting with: "I've chosen photo number..."



**Task 3.15** Imagine that these are photos from your photo album. Choose one photo to present to your friend. You will have to start speaking in 1.5 minutes and will speak for not more than 2 minutes (12–15 sentences). In your talk remember to speak about:

- where and when the photo was taken
- what/who is in the photo
- what is happening
- why you keep the photo in your album
- why you decided to show the picture to your friend

You have to talk continuously, starting with: "I've chosen photo number..."



**Task 3.16** Imagine that these are photos from your photo album. Choose one photo to present to your friend. You will have to start speaking in 1.5 minutes and will speak for not more than 2 minutes (12–15 sentences). In your talk remember to speak about:

- where and when the photo was taken
- what/ who is in the photo
- what is happening
- why you keep the photo in your album
- why you decided to show the picture to your friend

You have to talk continuously, starting with: "I've chosen photo number..."



**Task 3.17** Imagine that these are photos from your photo album. Choose one photo to present to your friend. You will have to start speaking in 1.5 minutes and will speak for not more than 2 minutes (12–15 sentences). In your talk remember to speak about:

- where and when the photo was taken
- what/ who is in the photo
- what is happening
- why you keep the photo in your album
- why you decided to show the picture to your friend

You have to talk continuously, starting with: "I've chosen photo number..."



**Task 3.18** Imagine that these are photos from your photo album. Choose one photo to present to your friend. You will have to start speaking in 1.5 minutes and will speak for not more than 2 minutes (12–15 sentences). In your talk remember to speak about:

- where and when the photo was taken
- what/who is in the photo
- what is happening
- why you keep the photo in your album
- why you decided to show the picture to your friend

You have to talk continuously, starting with: "I've chosen photo number..."



**Task 3.19** Imagine that these are photos from your photo album. Choose one photo to present to your friend. You will have to start speaking in 1.5 minutes and will speak for not more than 2 minutes (12–15 sentences). In your talk remember to speak about:

- where and when the photo was taken
- what/who is in the photo
- what is happening
- why you keep the photo in your album
- why you decided to show the picture to your friend

You have to talk continuously, starting with: "I've chosen photo number..."



**Task 3.20** Imagine that these are photos from your photo album. Choose one photo to present to your friend. You will have to start speaking in 1.5 minutes and will speak for not more than 2 minutes (12–15 sentences). In your talk remember to speak about:

- where and when the photo was taken
- what/who is in the photo
- what is happening
- why you keep the photo in your album
- why you decided to show the picture to your friend

You have to talk continuously, starting with: "I've chosen photo number..."



**Task 3.21** Imagine that these are photos from your photo album. Choose one photo to present to your friend. You will have to start speaking in 1.5 minutes and will speak for not more than 2 minutes (12–15 sentences). In your talk remember to speak about:

- where and when the photo was taken
- what/who is in the photo
- what is happening
- why you keep the photo in your album
- why you decided to show the picture to your friend


You have to talk continuously, starting with: "I've chosen photo number..."



**Task 3.22** Imagine that these are photos from your photo album. Choose one photo to present to your friend. You will have to start speaking in 1.5 minutes and will speak for not more than 2 minutes (12–15 sentences). In your talk remember to speak about:

- where and when the photo was taken
- what/who is in the photo
- what is happening
- why you keep the photo in your album
- why you decided to show the picture to your friend


You have to talk continuously, starting with: "I've chosen photo number..."



**Task 3.23** Imagine that these are photos from your photo album. Choose one photo to present to your friend. You will have to start speaking in 1.5 minutes and will speak for not more than 2 minutes (12–15 sentences). In your talk remember to speak about:

- where and when the photo was taken
- what/who is in the photo
- what is happening
- why you keep the photo in your album
- why you decided to show the picture to your friend

You have to talk continuously, starting with: "I've chosen photo number..."



**Task 3.24** Imagine that these are photos from your photo album. Choose one photo to present to your friend. You will have to start speaking in 1.5 minutes and will speak for not more than 2 minutes (12–15 sentences). In your talk remember to speak about:

- where and when the photo was taken
- what/who is in the photo
- what is happening
- why you keep the photo in your album
- why you decided to show the picture to your friend

You have to talk continuously, starting with: "I've chosen photo number..."






**Task 3.25** Imagine that these are photos from your photo album. Choose one photo to present to your friend. You will have to start speaking in 1.5 minutes and will speak for not more than 2 minutes (12–15 sentences). In your talk remember to speak about:

- where and when the photo was taken
- what/ who is in the photo
- what is happening
- why you keep the photo in your album
- why you decided to show the picture to your friend

You have to talk continuously, starting with: “I’ve chosen photo number...”



**Task 3.26** Imagine that these are photos from your photo album. Choose one photo to present to your friend. You will have to start speaking in 1.5 minutes and will speak for not more than 2 minutes (12–15 sentences). In your talk remember to speak about:

- where and when the photo was taken
- what/ who is in the photo
- what is happening
- why you keep the photo in your album
- why you decided to show the picture to your friend


You have to talk continuously, starting with: “I’ve chosen photo number...”



**Task 3.27** Imagine that these are photos from your photo album. Choose one photo to present to your friend. You will have to start speaking in 1.5 minutes and will speak for not more than 2 minutes (12–15 sentences). In your talk remember to speak about:

- where and when the photo was taken
- what/who is in the photo
- what is happening
- why you keep the photo in your album
- why you decided to show the picture to your friend

You have to talk continuously, starting with: "I've chosen photo number..."



**Task 3.28** Imagine that these are photos from your photo album. Choose one photo to present to your friend. You will have to start speaking in 1.5 minutes and will speak for not more than 2 minutes (12–15 sentences). In your talk remember to speak about:

- where and when the photo was taken
- what/who is in the photo
- what is happening
- why you keep the photo in your album
- why you decided to show the picture to your friend

You have to talk continuously, starting with: "I've chosen photo number..."



**Task 3.29** Imagine that these are photos from your photo album. Choose one photo to present to your friend. You will have to start speaking in 1.5 minutes and will speak for not more than 2 minutes (12–15 sentences). In your talk remember to speak about:

- where and when the photo was taken
- what/who is in the photo
- what is happening
- why you keep the photo in your album
- why you decided to show the picture to your friend

You have to talk continuously, starting with: "I've chosen photo number..."



**Task 3.30** Imagine that these are photos from your photo album. Choose one photo to present to your friend. You will have to start speaking in 1.5 minutes and will speak for not more than 2 minutes (12–15 sentences). In your talk remember to speak about:

- where and when the photo was taken
- what/who is in the photo
- what is happening
- why you keep the photo in your album
- why you decided to show the picture to your friend

You have to talk continuously, starting with: "I've chosen photo number..."



Flight no	Gate	Remarks
TK2164	A1	CANCELLED
LN3211	C3	CANCELLED
GT4638	A2	CANCELLED
KV3323	B4	CANCELLED
LX3100	A2	CANCELLED
LV2317	A5	CANCELLED
BD9032	B1	CANCELLED
FB5610	C4	CANCELLED
EN4267	A4	CANCELLED
GC5433	C1	CANCELLED
LY4488	B2	CANCELLED
KF3280	B4	CANCELLED
TK7252	A4	CANCELLED
TK3946	A1	CANCELLED
RZ1408	B3	CANCELLED
EK4319	A1	CANCELLED



**Task 3.31** Imagine that these are photos from your photo album. Choose one photo to present to your friend. You will have to start speaking in 1.5 minutes and will speak for not more than 2 minutes (12–15 sentences). In your talk remember to speak about:

- where and when the photo was taken
- what/who is in the photo
- what is happening
- why you keep the photo in your album
- why you decided to show the picture to your friend


You have to talk continuously, starting with: "I've chosen photo number..."



**Task 3.32** Imagine that these are photos from your photo album. Choose one photo to present to your friend. You will have to start speaking in 1.5 minutes and will speak for not more than 2 minutes (12–15 sentences). In your talk remember to speak about:

- where and when the photo was taken
- what/who is in the photo
- what is happening
- why you keep the photo in your album
- why you decided to show the picture to your friend



You have to talk continuously, starting with: "I've chosen photo number..."



**Task 3.33** Imagine that these are photos from your photo album. Choose one photo to present to your friend. You will have to start speaking in 1.5 minutes and will speak for not more than 2 minutes (12–15 sentences). In your talk remember to speak about:

- where and when the photo was taken
- what / who is in the photo
- what is happening
- why you keep the photo in your album
- why you decided to show the picture to your friend

You have to talk continuously, starting with: "I've chosen photo number..."



**Task 3.34** Imagine that these are photos from your photo album. Choose one photo to present to your friend. You will have to start speaking in 1.5 minutes and will speak for not more than 2 minutes (12–15 sentences). In your talk remember to speak about:

- where and when the photo was taken
- what/who is in the photo
- what is happening
- why you keep the photo in your album
- why you decided to show the picture to your friend


You have to talk continuously, starting with: “I’ve chosen photo number...”



**Task 3.35** Imagine that these are photos from your photo album. Choose one photo to present to your friend. You will have to start speaking in 1.5 minutes and will speak for not more than 2 minutes (12–15 sentences). In your talk remember to speak about:

- where and when the photo was taken
- what/who is in the photo
- what is happening
- why you keep the photo in your album
- why you decided to show the picture to your friend


You have to talk continuously, starting with: “I’ve chosen photo number...”



**Task 3.36** Imagine that these are photos from your photo album. Choose one photo to present to your friend. You will have to start speaking in 1.5 minutes and will speak for not more than 2 minutes (12–15 sentences). In your talk remember to speak about:

- when you took the photo
- what/who is in the photo
- what is happening
- why you took the photo
- why you decided to show the picture to your friend.

You have to talk continuously, starting with: "I've chosen photo number..."







**Task 3.37** Imagine that these are photos from your photo album. Choose one photo to present to your friend. You will have to start speaking in 1.5 minutes and will speak for not more than 2 minutes (12–15 sentences). In your talk remember to speak about:

- where and when the photo was taken
- what/who is in the photo
- what is happening
- why you keep the photo in your album
- why you decided to show the picture to your friend


You have to talk continuously, starting with: “I’ve chosen photo number...”



**Task 3.38** Imagine that these are photos from your photo album. Choose one photo to present to your friend. You will have to start speaking in 1.5 minutes and will speak for not more than 2 minutes (12–15 sentences). In your talk remember to speak about:

- where and when the photo was taken
- what/who is in the photo
- what is happening
- why you keep the photo in your album
- why you decided to show the picture to your friend


You have to talk continuously, starting with: “I’ve chosen photo number...”



**Task 3.39** Imagine that these are photos from your photo album. Choose one photo to present to your friend. You will have to start speaking in 1.5 minutes and will speak for not more than 2 minutes (12–15 sentences). In your talk remember to speak about:

- where and when the photo was taken
- what/who is in the photo
- what is happening
- why you keep the photo in your album
- why you decided to show the picture to your friend

You have to talk continuously, starting with: "I've chosen photo number..."



**Task 3.40** Imagine that these are photos from your photo album. Choose one photo to present to your friend. You will have to start speaking in 1.5 minutes and will speak for not more than 2 minutes (12–15 sentences). In your talk remember to speak about:

- where and when the photo was taken
- what/who is in the photo
- what is happening
- why you keep the photo in your album
- why you decided to show the picture to your friend

You have to talk continuously, starting with: “I’ve chosen photo number...”

